

Main commands and shortcuts

| | |
|--|---|
| Left Mouse Click | Move/Attack/Interact with NPC/Pick up items on the ground |
| Left Mouse Click (Hold) | Permit to keep walking where you want without clicking |
| CTRL+Left Click | Auto-attack monster until it dies |
| Shift+Left Mouse Click | Force Attack/Heal/... |
| Shift+Click on character | Follow a character that was clicked on (left or right click on character using mouse) |
| Shift + Click direction | Change the direction the character is facing to direction clicked |
| Right Mouse Click (Hold) + Right/Left | Adjust camera position right and left |
| Shift+ Right Mouse Click (Hold) + Up/Down | Adjust Camera View Pitch up and down |
| CTRL+ Right Mouse Click (Hold) + Up/Down | Adjust Camera Zoom in and out |
| Double Right Mouse Click | Default Camera Position |
| Shift+Double Right Mouse Click | Default Camera Pitch |
| CTRL+Double Right Mouse Click | Default Camera Zoom |
| Mouse Wheel | This will also adjust the zoom of the camera |
| Mouse Wheel (Secondary) | When a Skill cursor is up, adjust the Skill Level |
| Ctrl + Enter | Send a message to your party with this command |
| Ctrl + Tab | Adjust the mini map's mode (transparency off / on / no mini map) |
| Alt+Fin | Hide/Show HP/SP bars under your character |
| Inser | Sit/Stand |
| Echap | End Game Menu |
| Print Screen | Take a screenshot |
| Tab | Toggle between message field and name field for private message |
| F10 | Adjust chat window size |
| F11 | Exit all windows except Basic Info and chat window |
| F12 | Open/Close Hotkey Menu |
| F1-F9 | Use Item/Equipment/Skill binds to each boxes of the Hotkey Menu |
| ALT+F10 | Hide/Show Chat Window |
| ALT+1-9 | Use Emoticons |
| ALT+M | Set the Emoticons shortcuts or a sentence on the corresponding « Alt+number » |
| ALT+Q - CTRL+Q | Open/Close Equipment Menu - Minimize/Maximize Equipement Menu |
| ALT+W | Open/Close Pushcart Menu |
| ALT+E - CTRL+E | Open/Close Item Menu - Minimize/Maximize Item Menu |
| ALT+I | Open/Close Friend Setup Menu |
| ALT+O - CTRL+O | Open/Close Option Menu - Minimize/Maximize Option Menu |
| ALT+A - CTRL+A | Open/Close Status Menu - Minimize/Maximize Status Menu |
| ALT+S | Open/Close Skills Menu |
| ALT+D | Open/Close Detail Menu |
| ALT+H | Open/Close Friends Menu |
| ALT+Z | Open/Close Party Menu / List |
| ALT+X | Open/Close End Game Menu |
| ALT+C | Open/Close Chat Room Menu |
| ALT+V | Minimize/maximize Basic Info Menu |
| ALT+P | Open/Close Party Setup Menu |
| ALT+G | Open/Close Guild Control Panel |
| ALT+L | Open/Close Emoticons List |
| ALT+Home | Hide/Show Ground Cursor |













Game Commands















/h or **/help** : Shows the Command Help List
/tip : Opens 'Tip of the Day'
/w or **/who** : Shows the Numbers of Current Players Connected
/where : Shows your Present Location
/sit : Makes you Sit Down
/stand : Makes you Stand Up
/noshift : Allows Spells without Pressing [Shift] On or Off
/noctrl : Turns Auto Attack without Pressing [Ctrl] On or Off
/snap : Turns Snap for Fights On or Off
/skillsnap : Turns Snap for Skills On or Off
/itemsnap : Turns Snap for Items on the Ground On or Off
/camera : Camera Zooming On or Off
/deal : Trade/Deal Items
/miss : Display 'Miss' On or Off
/skillfail : Display Red Font Message when Skill Fails On or Off
/set1 : /noctrl + /showname + /skillfail.
/fog : Turns Fog Effect On or Off
/aura : Turns Simplified Aura Effect On or Off
/effect : Turns Visual Effects On or Off
/skip : Turns Frame Skip On or Off
/showname : Change la façon dont est indiqué le nom du personnage.
/sound : Turns Sound Effects On or Off
/v <0~127> : Controls the Volume of the Sound Effect
/music : Turns BGM On or Off
/bv <0~127> : Controls the Volume of the BGM
/ex : To View a List of Characters you have Blocked
/ex <Character Name> : Blocks Whispering from the Character
/in <Character Name> : Allows Whispering from the Character
/inall : Allows Whispers from Everyone
/exall : Blocks Whispers from Everyone
/notalkmsg : Chats will not be displayed in chat window. On or Off
/savechat : Saves a Chat Log
/chat : Creates a Chat Room
/q : Leave a Chat Room
/organize <Party Name> : Creates a Party
/leave : Leave your Current Party
/expel <Character Name> : Kicks a Character Out of your Party
/guild <Guild name> : Create a Guild (Emperium needed)
/breakguild <Guild name> : Break the Guild (Emperium lost)
/bingbing : Rotates Player Counter Clockwise
/bangbang : Rotates Player Clockwise
/doridori : Moves Players Head
/memo : Memorize a Place as Warp Point








Nota :

- **How to Whisper:** Enter a Character's Name on the left side of chat window, and type a message on the right side. **Tab key** helps you move between these two boxes.
- If you are the **Party master**, you can **invite someone** into your party by **right-clicking** on the character.
- **How to talk to your party :** Add « % » in front of each your messages ou send your messages with **CTRL+Return**

Emoticons List

| Name | In-game command | Explanation |
|---|--------------------------|---|
|  | /money or /\$ (or ALT+9) | Dollar symbol |
|  | /? (or ALT+2) | A question mark |
|  | /?? | A curious face looking left and right (often used to signal "no") |
|  | /anger or /ag (or ALT+8) | A dark cloud appears above the player |
|  | /fret or /an (or ALT+7) | Anime-style anger w/ a pulsating vein (anger) |
|  | /gg | A wicked-looking face grins |
|  | /go | Animated "Go!!" appears above player |
|  | /heh | Laughing face |
|  | /hmm | Like the command says, "hmm...." |
|  | /ho (or ALT+3) | A musical note appears above player |
|  | /hp | A large animated HELP! sign |
|  | /! (or ALT+1) | Exclamation mark |

| | | |
|--|---------------------------|--|
|  | /aha or /ic (or ALT+6) | Light blub ("I see" = i c) |
|  | /kis | Kissy kissy! Gives a little kiss |
|  | /kis2 | Gives another kiss |
|  | /heart or /lv | A big heart |
|  | /lv2 (or ALT+4) | A small pumping heart |
|  | /no1 | Thumb up! |
|  | /oh | Circle for correct |
|  | /ok | A nodding head to signal "okay" |
|  | /omg | OMG!! This is a common reaction to looters and kill-stealers |
|  | /pif | Snort! Another angry face |
|  | /sob | A crying face ;___; |
|  | /sry | "Sorry!" Great for quick apologizing |
|  | /sweat or /swt (or ALT+5) | Sweatdrop, a common reaction to Novices showing up (and getting killed) on high-level areas :P |
|  | /swt2 | Major sweating :D |

| | | |
|---|--|--|
|  | /thx | "Thank you!" Good way to thank |
|  | /wah | Distressed face |
|  | /X | X for incorrect |
|  | /... (or ALT+0) | ". . ." nothing to say. |
|  | /rkdnl or /gawi or CTRL + - | Peace sign (scissors) |
|  | /wnajr or /bawi or /qkdnl or CTRL + = | Fist (rock) |
|  | /qh or /bo or CTRL + \ <hr/> <i>European keyboards:</i> CTRL + ½ | Open hand (for saying hello) - (paper) |

© Thanks to **Lady Lumen** for allowing me to use her wonderful Emoticons list that you can find here too :
<http://www.bokochoco.com/ragnarok/> ☺